

**ART**

MaryAnn Faubion Kohl  
PO Box 31338  
Bellingham, WA 98228

[maryann@brightring.com](mailto:maryann@brightring.com)  
[www.brightring.com](http://www.brightring.com)  
800.480.4278  
360.592.9201  
360.592.4503 fax

**Welcome**  
**Nurturing Creativity**  
**"Process Art"**



Permission is Required to Photocopy or distribute Slides, Images, or Wording From This Presentation. Copyright Protected. COPYRIGHT © 2011 MaryAnn Kohl Contact MaryAnn Kohl for PERMISSION. Thank You.

**ART**

Copyright protected. Please do not photocopy or distribute anything from this presentation without permission. Copyright © 2011 MaryAnn Kohl.

---

---

---

---

---

---

---

---

---

---

**Full Color BIG Handout**

[www.brightring.com/handouts.html](http://www.brightring.com/handouts.html)

title: *MaryAnn's Favorite Art Ideas*  
4.6 MB Color PDF

Copyright protected. Please do not photocopy or distribute anything from this presentation without permission. Copyright © 2011 MaryAnn Kohl.

---

---

---

---

---

---


---

---

---

---

**Creativity?**  
What is it?



Copyright protected. Please do not photocopy or distribute anything from this presentation without permission. Copyright © 2011 MaryAnn Kohl.

---

---

---

---

---

---

---

---

---

---

**Nurture**  
we're pros at nurturing!

6

Copyright protected. Please do not photocopy or distribute anything from this presentation without permission. Copyright © 2011 Marybeth Kane

---

---

---

---

---

---

---

---

**How Can We Nurture Creativity?**

*Encouraging creativity in young children involves allowing, accepting, and turning over some control to the children themselves.*

James D. Moran III, Dean of the College of Human Ecology, University of Tennessee, suggests some focus:

- Emphasize process rather than product.
- Provide a classroom with exploration.
- Adapt to children's ideas.
- Accept unusual ideas from children.

7

Copyright protected. Please do not photocopy or distribute anything from this presentation without permission. Copyright © 2011 Marybeth Kane

---

---

---

---

---

---

---

---

**Characteristics of Creative KIDS & ADULTS**

- \* a spirit of wonder and magic
- \* openness to inner feelings and emotions
- \* curious, exploratory, adventuresome spirit
- \* imagination and power to form mental images of what is not actually present
- \* intuitive thinking, solving problems without logic
- \* independent thinking, find own answers, question authority

- \* personal involvement in work, absorption in meaningful activities
- \* creates new rather than accepting how things are or have always been
- \* divergent thinking, thought patterns that seek variety and originality, several possibilities rather than only one
- \* tendency to play with ideas, to mentally toy with possibilities and implications of an idea

8

Copyright protected. Please do not photocopy or distribute anything from this presentation without permission. Copyright © 2011 Marybeth Kane

---

---

---

---

---


---

---

---



**ART IS Important**  
 a kind of learning from the *inside out*



14

Copyright protected. Please do not photocopy or distribute anything from this presentation without permission. Copyright © 2011 Marilyn Katz

---

---

---

---

---

---

---

---

---

---

---

---

**Quotes that Ring True**

<p>Every time we teach a child something, we keep him from inventing it himself.          - Jean Piaget</p>	<p>There is no must in art because art is free.          - Wassily Kandinsky, artist (1866-1944)</p>
<p>My observation of children shows the child who has frequent opportunity to draw without adult interference learns faster...          - Rhoda Kellogg, "Analyzing Children's Art"</p>	<p>I don't paint things. I only paint the difference between things.          - Henri Matisse, artist (1869-1954)</p>
<p>When my daughter was about seven years old, she asked me one day what I did at work. I told her I worked at the college - that my job was to teach people how to draw. She stared back at me, incredulous, and said, "You mean they forgot?"          - Howard Ikemoto, artist/art teacher (1937-)</p>	<p>Creativity often consists of merely turning up what is already there. Did you know that right and left shoes were thought up only a little more than a century ago?          - Bernice Fitz-Gibbon, Macy's advertising executive, (1895-1992)</p>
<p>Every child is an artist. The problem is how to remain an artist once we grow up...It took me 4 years to paint like Raphael, but a lifetime to paint like a child.          - Pablo Picasso, artist (1881-1973)</p>	<p>I found I could say things with color and shapes that I couldn't say any other way - things I had no words for.          - Georgia O'Keeffe, artist (1887-1986)</p>

15

Copyright protected. Please do not photocopy or distribute anything from this presentation without permission. Copyright © 2011 Marilyn Katz

---

---

---

---

---

---

---

---

---

---

---

---

**The adult's role in nurturing creativity**

Be *sensitive and understanding.*  
 Help the child know that ...

- free to make choices and experiment.
- independent thought and spontaneous action are welcome.
- imagination is honored.



16

Copyright protected. Please do not photocopy or distribute anything from this presentation without permission. Copyright © 2011 Marilyn Katz

---

---

---

---

---

---

---

---


---

---

---

---

Say, "Tell me about your drawing."  
instead of ... "Is that a horse?"  
Say, "I see you've used bright red."  
instead of... "I've never seen a red horse."



Ask me what I like about my work.

Copyright protected. Please do not photocopy or distribute anything from this presentation without permission. Copyright © 2011 Marilyn Katz

---

---

---

---

---

---

---

---



*Sometimes I don't like how my picture turns out, but I always love art.*



Olivia, 9  
*Flying Horse*

chalk & oil pastels - construction paper

School is fun.  
I like school.  
I work hard.  
I have fun with my friends.  
I like learning about horses and stuff.  
It's fun to make reports.

What I want to tell you is that art is my heart.  
When I do art my heart feels warm.  
My mind flies far away.

Copyright protected. Please do not photocopy or distribute anything from this presentation without permission. Copyright © 2011 Marilyn Katz

---

---

---

---

---


---

---

---


Marietta, 11  
**Undersea Print**

Marietta tells us why she thinks **ART is important** -



**But in ART, I imagine ...**

sponge print: mixed media (pre-cut sponges)



In **Math**, I learn and do lots of homework.  
In **Science**, I read our science book, do experiments, write lab reports.  
In **Social Studies**, I study history, and the world, and I take lots of tests.  
In **Language Arts**, I learn rules and write lots of different things. Writing is awesome.

Copyright protected. Please do not photocopy or distribute anything from this presentation without permission. Copyright © 2011 Marilyn Katz

---

---

---

---


---

---

---

---

John, 7  
**Watercolor Tortoise**



watercolor paint, crayon, marker

John tells us why he thinks **ART is important** -

*Did you know my mom died? In kindergarten. She was sick.*

*I like to be quiet. I'm not shy. Kids always say that. I don't like it when they say that. I don't like talking, talking, all the time.*

*I always miss my mom, like everyday I miss her.*

*I like painting. I just think about painting when I paint.*

*Lotsa times my mom tells me I am good at painting. She likes my paintings a lot. Painting is what I like best.*

22

---

---

---

---

---

---

---

---


---

---

---

---

College Class  
Walter, age 22  
**Newspaper Sculpture**



rolls of newspaper, tape, yarn, other stuff

Walter tells us why he thinks **ART is important** -

*The schools I attended growing up did not offer art, except in high school as an elective. I chose orchestra.*

*The school where I did my internship did not allow classroom art.*

*Now I am going to teach grade two. I know nothing about art!*

*But I know that I had the most fun today I've had since I was five, and I feel good!*

*I will give art to the kids in my classroom. I don't know how yet, but I will!*

23

---

---

---

---

---

---

---

---

---

---

---

---

A Look At

**collage**

27

---

---

---

---

---

---

---

---


---

---

---

---

Collage 101



"Paint on" tissue scraps  
with liquid starch or thinned Elmer's glue

28

Copyright protected. Please do not photocopy or distribute anything from this presentation without permission. Copyright © 2011 Maryellen Kane

---

---

---

---

---

---

---

---

Collage at Work



29

Copyright protected. Please do not photocopy or distribute anything from this presentation without permission. Copyright © 2011 Maryellen Kane

---

---

---

---

---

---

---

---

Sticky Collage Art Time!



Collage Boards

Lotsa Collage Materials

30

Copyright protected. Please do not photocopy or distribute anything from this presentation without permission. Copyright © 2011 Maryellen Kane

---

---

---

---

---

---

---

---

**Assemblage**



"materials on hand"  
doily with beads  
and confetti



"materials on hand"  
Paper, foil, duct tape, tissue

Copyright protected. Please do not photocopy or distribute anything from this presentation without permission. Copyright © 2011 Maryellen Kane

---

---

---

---

---

---

---

---


---

---


**Scrap-Saver Collage**



3-D Stand Up Scraps



Abstract Scraps



Theme Scraps

**Save Those Scraps!**

Copyright protected. Please do not photocopy or distribute anything from this presentation without permission. Copyright © 2011 Maryellen Kane

---

---

---

---

---

---

---

---

---

---

**Theme Collage**



Copyright protected. Please do not photocopy or distribute anything from this presentation without permission. Copyright © 2011 Maryellen Kane

---

---

---

---

---

---

---

---

---

---



### Torn Paper Collage



pictorial and realistic      semi-pictorial      random

Copyright protected. Please do not photocopy or distribute anything from this presentation without permission. Copyright © 2011 Marilyn Katz

---

---

---

---

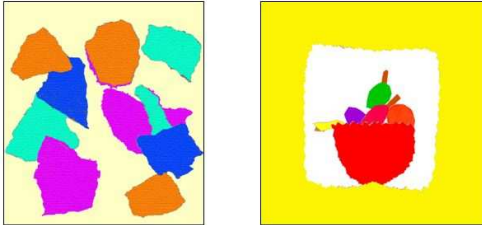
---

---

---

---

### Inspired by ...



Hans Arp  
Dadaist  
*"happy accident"*

Dorothy Donohue  
picture book illustrator  
*"Veggie Soup"*

Copyright protected. Please do not photocopy or distribute anything from this presentation without permission. Copyright © 2011 Marilyn Katz

---

---

---

---

---

---

---


---

### Art Time!

Cut-Up Repeat

Colored Paper Stack

GLUE Scissors



Copyright protected. Please do not photocopy or distribute anything from this presentation without permission. Copyright © 2011 Marilyn Katz

---

---

---

---

---

---

---

---

**Just for Fun Art Time!**

Let's talk about:  
Art? Crafts?

**Crowns**  
DECORATE YOUR  
VERY OWN CROWN  
GEMS LETTERS markers

**Googly Puppet Sticks**  
googly eyes  
markers craft sticks yarn GLUE

Copyright protected. Please do not photocopy or distribute anything from this presentation without permission. Copyright © 2011 Maryellen Kane

---

---

---

---


---

---

---

---

**Surprise Scrap Drawing**



The child artist or an adult prepares the scraps or others to incorporate into a drawing.

1. Stick on a scrap of paper ahead of time.
2. Choose a paper with a scrap glued in place.
3. Incorporate the scrap into a full drawing.

Other options?

Copyright protected. Please do not photocopy or distribute anything from this presentation without permission. Copyright © 2011 Maryellen Kane

---

---

---

---

---


---

---

---

**Art Time!**

**DRAW**  
markers  
crayons



**Draw The Missing Parts**

Copyright protected. Please do not photocopy or distribute anything from this presentation without permission. Copyright © 2011 Maryellen Kane

---

---

---

---

---

---

---

---

## A Look at **Drawing** and **Painting**



46

Copyright protected. Please do not photocopy or distribute anything from this presentation without permission. Copyright © 2011 Marilyn Kohl

---

---

---

---

---







---

---

---

### Stages of Children's Art

by Rhoda Kellogg, "The Psychology of Children's Art"

	<b>Scribbles and Scribbling</b> age 2 - 3
	<b>Outline</b> age 3 - 4
	<b>Design</b> age 3 - 5
	<b>Mandalas, Suns, Radials</b> age 3 - 5
	<b>People, People, People</b> age 4 - 5
	<b>Almost Pictures</b> age 4 - 6

Copyright protected. Please do not photocopy or distribute anything from this presentation without permission. Copyright © 2011 Marilyn Kohl

---

---

---

---

---

---

---






---

"One nice thing about drawing is that you don't have to teach anything. When done consistently and without adult interference, the child is provided the strongest possible art experience :

- it is not meaningless
- it is not practicing for real drawing
- it is not a waste of paper"

Sally Warner, "Encouraging the Artist in Your Child"

### Computer Drawings, ages 3 - 5

 Mommy Dancing 4 1/2	 Little People, Big Ears 5	 Me and My Friend 5 1/2
	 Cat 4 1/2	 Mickey Mouse 3 1/2

48

Copyright protected. Please do not photocopy or distribute anything from this presentation without permission. Copyright © 2011 Marilyn Kohl

---

---

---

---


---

---

---

---

**Drawing  
Mediums  
that  
INSPIRE**



52

Copyright protected. Please do not photocopy or distribute anything from this presentation without permission. Copyright © 2011 Maryellen Katz

---

---

---

---

---

---

---

---

**melting crayon on warming trays**



**VOTED  
#1  
Kids'  
Favorite  
Art  
Activity**

53

Copyright protected. Please do not photocopy or distribute anything from this presentation without permission. Copyright © 2011 Maryellen Katz

---

---

---

---

---

---

---

---

**Warming Tray • Melted Crayon**



54

Copyright protected. Please do not photocopy or distribute anything from this presentation without permission. Copyright © 2011 Maryellen Katz

---

---

---


---

---

---

---

---



---

---

---

---

---

---

---

---



---

---

---

---

---

---

---

---



---

---

---

---


---

---

---

---

**Drawing to Actuate**



58

Copyright protected. Please do not photocopy or distribute anything from this presentation without permission. Copyright © 2011 Maryellen Kane

---

---

---

---


---

---

---

---

**Drawing ON Unusual Shapes and Materials**



paper circle

60

Copyright protected. Please do not photocopy or distribute anything from this presentation without permission. Copyright © 2011 Maryellen Kane

---

---

---

---

---

---

---

---

**Fabric Transfers**  
quilts and pillows

fabric



61

Copyright protected. Please do not photocopy or distribute anything from this presentation without permission. Copyright © 2011 Maryellen Kane

---

---

---

---

---

---

---

---



---

---

---

---

---

---

---

---



---

---

---

---

---

---

---

---



---

---

---

---

---

---

---

---



---

---

---

---

---

---

---

---



---

---

---


---

---

---

---

---



---

---

---

---

---

---

---


---





**Toy Printing and Painting**

Drive toys through paint -  
Drive them on paper



75

Copyright protected. Please do not photocopy or distribute anything from this presentation without permission. Copyright © 2011 Maryellen Kral

---

---

---

---

---

---

---

---

**A Look At  
Other Fun Art**



77

Copyright protected. Please do not photocopy or distribute anything from this presentation without permission. Copyright © 2011 Maryellen Kral

---

---

---

---


---

---

---

---

**Dip OR Drip**



**Two Techniques:**

- Dip coffee filter directly into dye cups
- or-
- Paint with cotton swab, paintbrush, or eye-dropper

78

Copyright protected. Please do not photocopy or distribute anything from this presentation without permission. Copyright © 2011 Maryellen Kral

---

---

---

---

---


---

---

---

**Watercolor Paint  
Salt & Glue**  
a FAVORITE favorite

VOTED #2  
Kids' Favorite Art Activity



1. Draw with glue.
2. Dip glue into table salt.
3. Paint with watercolors or food coloring on salt design.

79

Copyright protected. Please do not photocopy or distribute anything from this presentation without permission. Copyright © 2011 Maryellen Kral

---

---

---

---

---

---

---

---

**Watercolor Salt**

Art Time!

white GLUE

SALT

liquid watercolors



80

Copyright protected. Please do not photocopy or distribute anything from this presentation without permission. Copyright © 2011 Maryellen Kral

---

---

---

---

---

---

---

---

**watercolor salt**



81

Copyright protected. Please do not photocopy or distribute anything from this presentation without permission. Copyright © 2011 Maryellen Kral

---

---

---

---

---

---

---

---

**Spray & Scrape Drawing**

**Art Time!**

**PAINT**  
in fine mist  
spray bottles

**scrapers**

**crayons**

**OIL PASTELS**



83

Copyright protected. Please do not photocopy or distribute anything from this presentation without permission. Copyright © 2011 Maryellen Kane

---

---

---

---

---

---

---

---

**Fingerprinting**

**Other Ideas?**

be creative  
...  
think of new ways to fingerprint

- monoprint
- with tools
- stencil
- add to paint



85

Copyright protected. Please do not photocopy or distribute anything from this presentation without permission. Copyright © 2011 Maryellen Kane

---

---

---

---

---

---

---

---

**Eric Carle Style**



86

Copyright protected. Please do not photocopy or distribute anything from this presentation without permission. Copyright © 2011 Maryellen Kane

---

---

---

---

---

---

---

---

# Art Time!

## Tape On Mat-Board



colored tape

Scissors

88

Copyright protected. Please do not photocopy or distribute anything from this presentation without permission. Copyright © 2011 Maryellen Katz

---

---

---

---

---

---

---


---

VOTED #3  
Kids' Favorite Art Activity

## Clay Relief: Drawing with Play Clay

in the style of picture book illustrator,  
Barbara Reid, *Have You Seen Birds*

favorite!



91

Copyright protected. Please do not photocopy or distribute anything from this presentation without permission. Copyright © 2011 Maryellen Katz

---

---

---

---

---

---

---

---

## Smoosh Play Clay

# Art Time!



PLAY CLAY

92

Copyright protected. Please do not photocopy or distribute anything from this presentation without permission. Copyright © 2011 Maryellen Katz

---

---

---

---

---

---

---

---

### Smooshed Play Clay



**VOTED #3**  
Kids'  
Favorite Art  
Activity

93

Copyright protected. Please do not photocopy or distribute anything from this presentation without permission. Copyright © 2011 Marilyn Katz

---

---

---


---

---

---

---

---



98

Copyright protected. Please do not photocopy or distribute anything from this presentation without permission. Copyright © 2011 Marilyn Katz

---

---

---

---

---

---


---

---

## Alexander Calder

p. 58 GAAK, p. 66 DGA

Jul 22, 1898 -  
Nov 11, 1976



99

Copyright protected. Please do not photocopy or distribute anything from this presentation without permission. Copyright © 2011 Marilyn Katz

---

---

---

---

---

---

---

---

**Block Sculpture Art Time!**

leathers  
pipe cleaners  
BEADS  
BUTTONS

102

Copyright protected. Please do not photocopy or distribute anything from this presentation without permission. Copyright © 2011 Marybeth Kane

---

---

---

---

---

---

---

---

**Sandy Skoglund**

Sep 11, 1946 - 63

1990 Sandy Skoglund

103

Copyright protected. Please do not photocopy or distribute anything from this presentation without permission. Copyright © 2011 Marybeth Kane

---

---

---

---

---

---

---

---

**Story Scenes**

One night the baby frogs could not sleep. Their Gramma Squirrel had to read them a story about frogs. Baby frogs like stories about baby frogs. But their bed was too small. That's why they couldn't sleep.

104

Copyright protected. Please do not photocopy or distribute anything from this presentation without permission. Copyright © 2011 Marybeth Kane

---

---

---

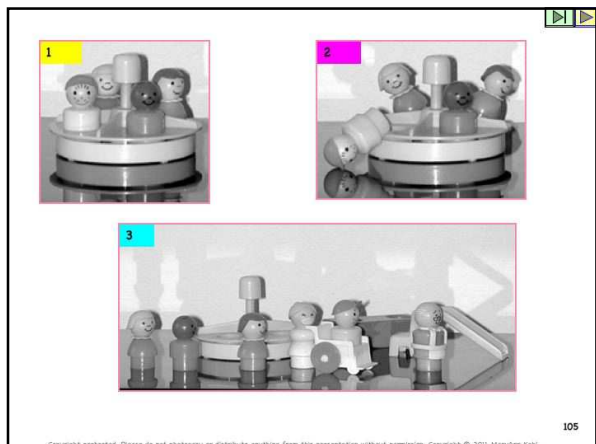
---

---

---

---

---



---

---

---

---

---

---

---

---



---

---

---

---

---

---

---

---



---

---

---

---

---

---

---

---



*Starry  
Night*



110

Copyright protected. Please do not photocopy or distribute anything from this presentation without permission. Copyright © 2011 Marilyn Katz

---

---

---

---

---

---

---

---



**Children will make  
this connection!**



*van Gogh*

111

Copyright protected. Please do not photocopy or distribute anything from this presentation without permission. Copyright © 2011 Marilyn Katz

---

---

---

---

---

---

---

---

Do artsy kids make you smile ?



**Then you will LOVE process art.**

112

Copyright protected. Please do not photocopy or distribute anything from this presentation without permission. Copyright © 2011 Marilyn Katz

---

---

---

---

---



---

---

---

▶▶▶

## Final Thoughts

113

Copyright protected. Please do not photocopy or distribute anything from this presentation without permission. Copyright © 2011 MaryAnn Kohl

---

---

---

---

---

---

---

---

---

---

▶▶▶

**I'm taking care of you,  
Taking good care of you**  
Fred M. Rogers © 1968



Remember

Remember  
Your  
Child Self

**For once I was  
very little too,  
Now I take  
care of you.**




115

Copyright protected. Please do not photocopy or distribute anything from this presentation without permission. Copyright © 2011 MaryAnn Kohl

---

---

---

---

---

---

---

---

---

---

▶▶▶

### Bright Ideas Bookshelf ••••• Art Resource Books by MaryAnn F. Kohl •••••

<p><b>ART WITH A DIFFERENCE</b> A collection of 25 projects for children with special needs. Includes: Paper Plate Puppets, Clay Faces, and more.</p>	<p><b>ART WITH A DIFFERENCE</b> A collection of 25 projects for children with special needs. Includes: Paper Plate Puppets, Clay Faces, and more.</p>	<p><b>ART WITH A DIFFERENCE</b> A collection of 25 projects for children with special needs. Includes: Paper Plate Puppets, Clay Faces, and more.</p>	<p><b>ART WITH A DIFFERENCE</b> A collection of 25 projects for children with special needs. Includes: Paper Plate Puppets, Clay Faces, and more.</p>
<p><b>ART WITH A DIFFERENCE</b> A collection of 25 projects for children with special needs. Includes: Paper Plate Puppets, Clay Faces, and more.</p>	<p><b>ART WITH A DIFFERENCE</b> A collection of 25 projects for children with special needs. Includes: Paper Plate Puppets, Clay Faces, and more.</p>	<p><b>ART WITH A DIFFERENCE</b> A collection of 25 projects for children with special needs. Includes: Paper Plate Puppets, Clay Faces, and more.</p>	<p><b>ART WITH A DIFFERENCE</b> A collection of 25 projects for children with special needs. Includes: Paper Plate Puppets, Clay Faces, and more.</p>
<p><b>ART WITH A DIFFERENCE</b> A collection of 25 projects for children with special needs. Includes: Paper Plate Puppets, Clay Faces, and more.</p>	<p><b>ART WITH A DIFFERENCE</b> A collection of 25 projects for children with special needs. Includes: Paper Plate Puppets, Clay Faces, and more.</p>	<p><b>ART WITH A DIFFERENCE</b> A collection of 25 projects for children with special needs. Includes: Paper Plate Puppets, Clay Faces, and more.</p>	<p><b>ART WITH A DIFFERENCE</b> A collection of 25 projects for children with special needs. Includes: Paper Plate Puppets, Clay Faces, and more.</p>
<p><b>ART WITH A DIFFERENCE</b> A collection of 25 projects for children with special needs. Includes: Paper Plate Puppets, Clay Faces, and more.</p>	<p><b>ART WITH A DIFFERENCE</b> A collection of 25 projects for children with special needs. Includes: Paper Plate Puppets, Clay Faces, and more.</p>	<p><b>ART WITH A DIFFERENCE</b> A collection of 25 projects for children with special needs. Includes: Paper Plate Puppets, Clay Faces, and more.</p>	<p><b>ART WITH A DIFFERENCE</b> A collection of 25 projects for children with special needs. Includes: Paper Plate Puppets, Clay Faces, and more.</p>

121

Copyright protected. Please do not photocopy or distribute anything from this presentation without permission. Copyright © 2011 MaryAnn Kohl

---

---

---

---

---

---

---

---

---

---